



1. Remove nut on top.



2. Remove 2 screws from light board.



3. Lift the gold pile.



4. Flip it over to get to connector to second light board.



5. Disconnect plug by squeezing on the catch to release it.




6. The pile is free!



7. Remove screw from gold lens.



8. Remove the lens through the top of the pile.



9. With needlenose pliers or tweezers, reconnect the plug.



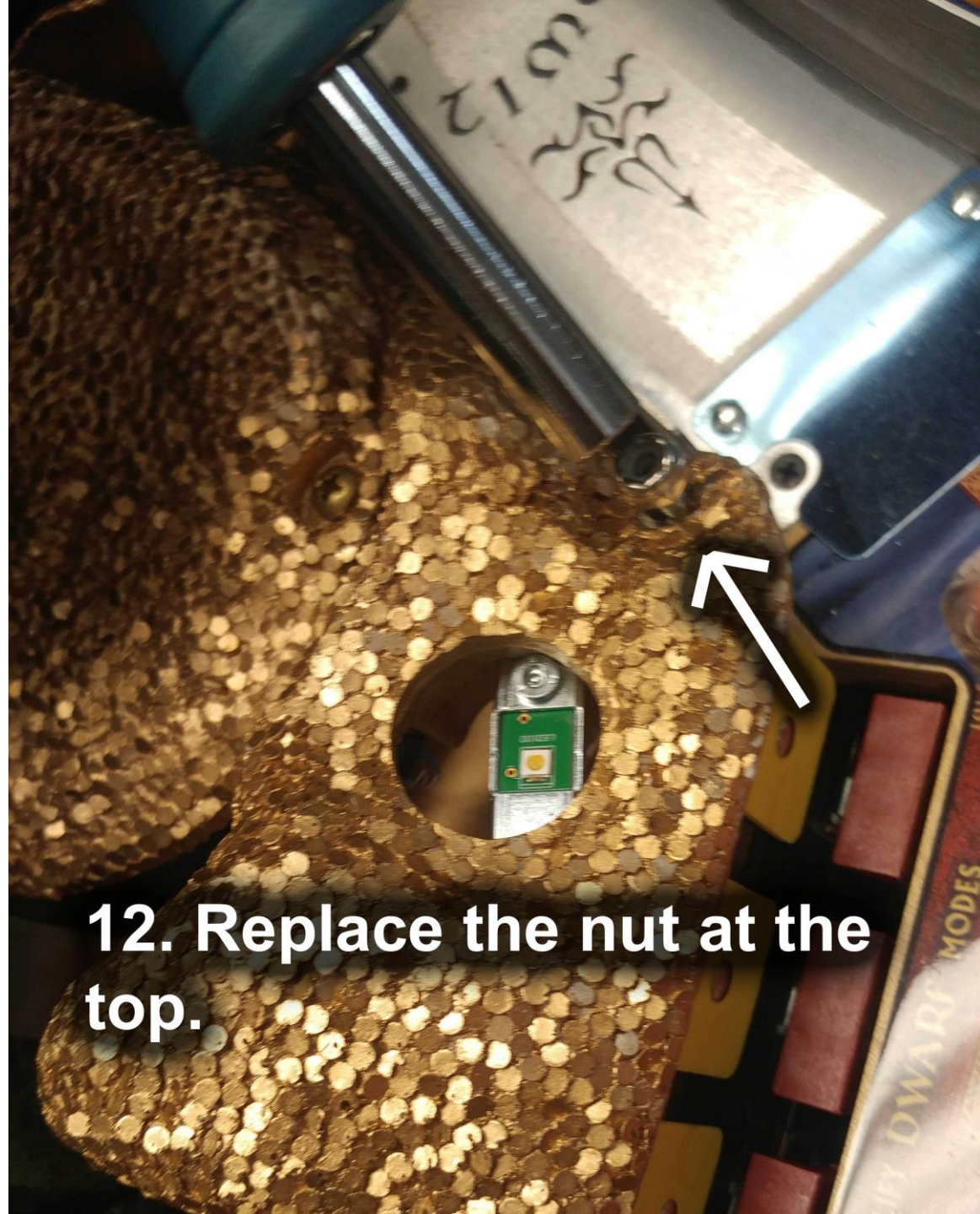
10. Place the pile back on the pin and the threaded post.



11. Screw the light board back in position.



12. Replace the nut at the top.



**13. Drop the Arkenstone
in the hole left by the gold
lens.**

