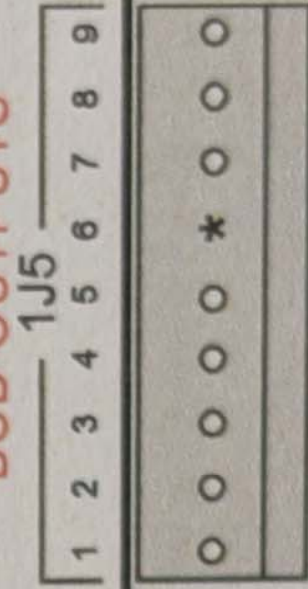


4

- ◀ Blue/Green (Display BCD A2) 9
- ◀ Blue/Black (Display BCD B2) 8
- ◀ Blue/Violet (Display BCD C2) 7
- KEY 6
- ◀ Blue/Grey (Display BCD D2) 5
- ◀ Blue/Brown (Display BCD A1) 4
- ◀ Blue/Red (Display BCD B1) 3
- ◀ Blue/Orange (Display BCD C1) 2
- ◀ Blue/Yellow (Display BCD D1) 1

MASTER DISPLAY BCD OUTPUTS



ADDRESS DRIVERS

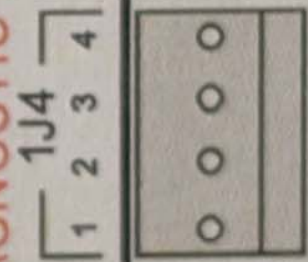
TP2



7

- ▶ Blue (Diagnostic Auto/Manual) 4
- ▶ Green (Diagnostic Advance) 3
- ◀ White (Diagnostic Common) 2
- ▶ Black/Red (Mem. Protect Interlock) 1

MEM. PROTECT & DIAGNOSTIC SW.

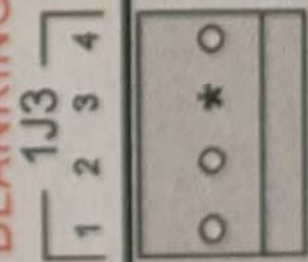


1 & 2 are the ones that should be connected to the coin door white switch

4

- ◀ Blue/White (Display Blanking) 4
- KEY 3
- N/C (Not used) 2
- N/C (Not used) 1

DISPLAY BLANKING



BLANKING

