



RAPTOR MULTIBALL




SHOOT GATE TO
OPEN RAPTOR PEN

RAPTOR MULTIBALL



ADVANCE RAPTOR LOCK BY EITHER
COMPLETING THE 3 RAPTOR PIT
TARGETS OR SHOOTING BACK RAPTOR
TARGET

RAPTOR MULTIBALL




EACH SET WILL ADVANCE THE
RAPTOR ARROW COLOR. COMPLETING
GREEN LIGHTS LOCK (TEAL)

RAPTOR MULTIBALL



ONCE BALL LOCKED BEHIND GATE, HITS TO THE
GATE ITSELF PLUS RAPTOR PIT TARGETS REDUCE
FENCE INTEGRITY. WHEN FENCE REACHES 0
PERCENT INTEGRITY RAPTOR MULTIBALL BEGINS

RAPTOR MULTIBALL




DURING RAPTOR MULTIBALL HIT THE 3 PIT
TARGETS TO RE-ENABLE RAPTOR LOCK. SHOOT
RAPTOR LOCK FOR 2X RAPTOR JACKPOTS FOR
15 SECONDS. SHOTS TO THE LOCKED BALL RESET
THE 15 SECOND TIMER.

RAPTOR MULTIBALL

PHASE 1: RAPTOR TRI-BALL
LEFT AND RIGHT RAMPS LIT FOR
JACKPOT. ONCE COLLECTED THE
REMAINING JACKPOT BECOMES A 2X
JACKPOT. COMPLETE BOTH JACKPOTS TO
BEGIN PHASE 2

PHASE 2: RAPTOR CHAOS
COLLECT ALL 5 CHAOS LETTERS TO ADD 3
BALLS INTO PLAY AND BEGIN PHASE 3

PHASE 3: RAPTOR RAMPAGE
LEFT LOOP AND RIGHT RAMP LIGHT FOR
SUPER JACKPOTS.
RIGHT RAMP SCORES 2X JACKPOT TIMES
NUMBER OF BALLS IN PLAY.
LEFT LOOP SCORES 3X JACKPOT VALUE
TIMES BALLS IN PLAY.
COLLECT BOTH SUPERS TO BEGIN VICTORY
LAPS.



Paddock Modes: Rescue & Capture

