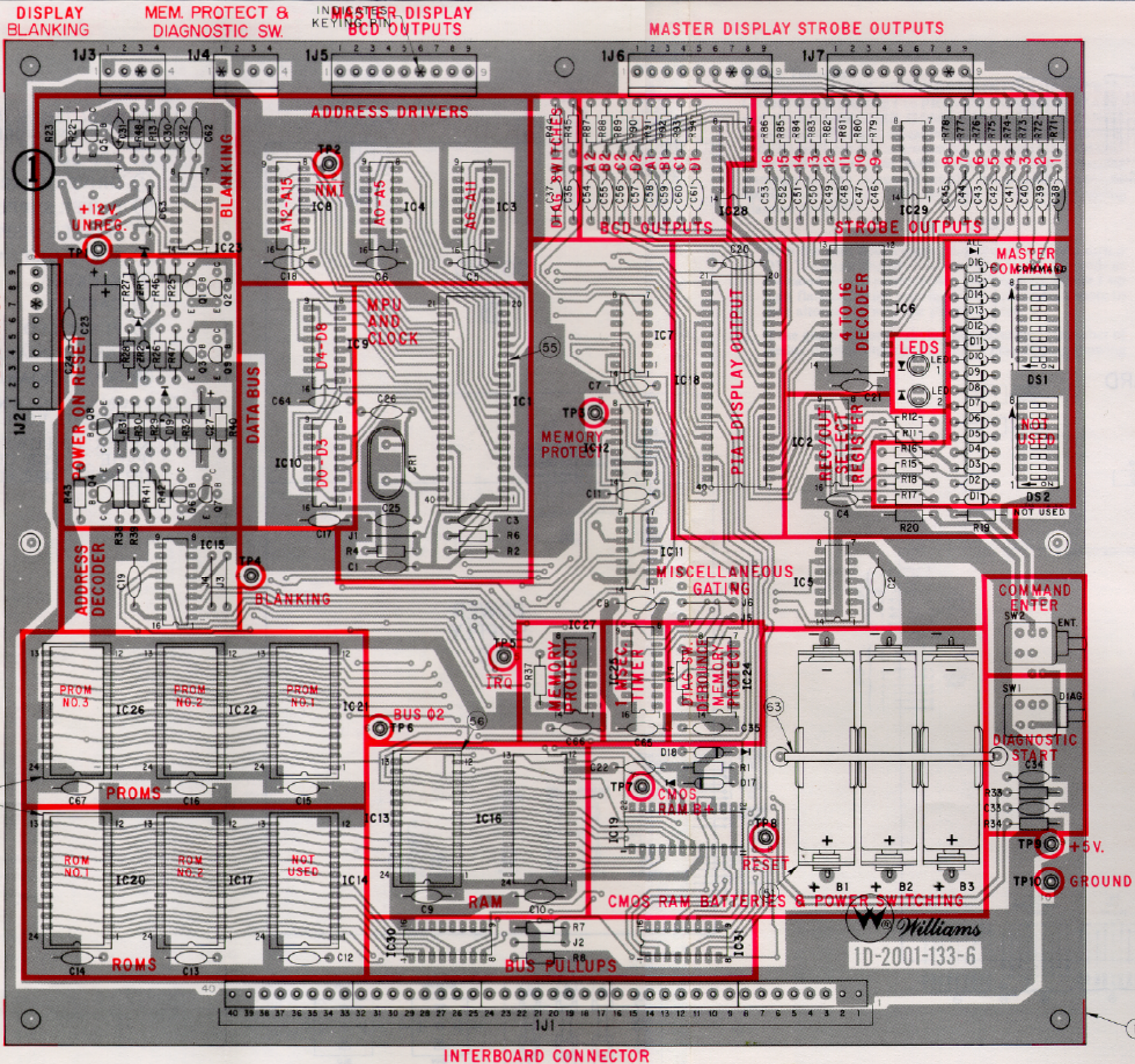


| REVISION LETTER | REVISION                                                                                                              |
|-----------------|-----------------------------------------------------------------------------------------------------------------------|
| D               | REVISED AND REDRAWN<br>REVISED DWG. TO CONFORM<br>TO ARTWORK NO. 18-2001-133<br>LATEST ISSUE NO. 6.<br>R. GAY, 1-8-79 |
| E               | ITEM NO. 3, MFG'S PT. NO.<br>WAS 1N5991.<br>E. C. O. 4670 R. GAY, 1-31-79                                             |

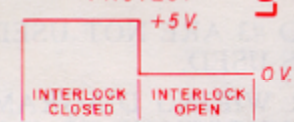


TP1 +12V. UNREG

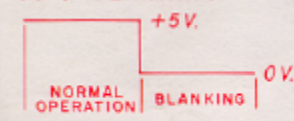
TP2 NMI



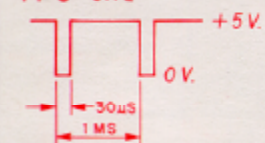
TP3 MEMORY PROTECT



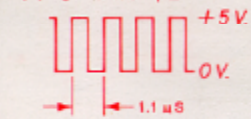
TP4 BLANKING



TP5 IRQ



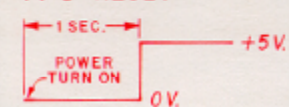
TP6 BUS Φ2



TP7 CMOS RAM B+

POWER ON 4.3V.  
POWER OFF 3.9V.

TP8 RESET



TP9 +5V.

TP10 GND

Williams  
1D-2001-133-6

INTERBOARD CONNECTOR