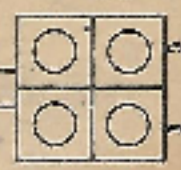



11062 MOUNTING BOARD GAME
ADJUSTMENT PLUGS

2 DOWN
3 PLAY

COIN
CREDIT

BALLS
PER
GAME



2nd COIN
CHUTE



82-1
Y-BLU
10-4
-R-
93-10
GRAY-R


1st COIN
CHUTE



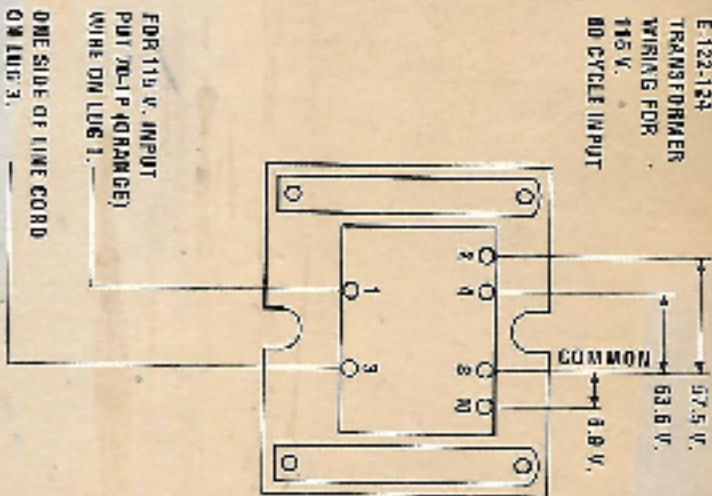
80-2
R-R

15-8
R-R
72-1
0-BLU

F-122-123
 TRANSFORMER
 WIRING FOR
 220/240 V.
 50/60 CYCLE INPUT



E-122-124
 TRANSFORMER
 WIRING FOR
 115 V.
 60 CYCLE INPUT



IMPORTANT
 THESE SPECIALLY TAPPED
 TRANSFORMERS PROVIDE FOR
 LOCATIONS WITH LOW LINE
 VOLTAGE. MOVING THE 15
 (RED-WHITE) WIRE FROM THE
 LOW TAP (LUG 4) TO THE HIGH
 TAP (LUG 2) WILL ALLOW GAME
 TO OPERATE AT A LOW LINE
 VOLTAGE.

CAUTION:
 AT NO TIME SHOULD THE 15
 (RED-WHITE) WIRE BE LEFT ON
 THE HIGH TAP WHEN LOCATION
 VOLTAGE EQUALS OR EXCEEDS
 110/120 VOLTS.

TILT

EXTRA
BALL

BONUS
SCORE

PLAYER
RESET

SCORE MOTOR GAMES

11 10 9 8 7 6 5 4 3 2 1 0 12

BACK

RESET

DELAY

OUTHOLE

BALL
INDEX

2 COINS
3 PLAYS

300
500
5000

200
1000
5000

5000

CREDIT