





ABBREVIATIONS USED			SWITCH SYMBOLS
ADJ-ADJUSTMENT	MTR-MOTOR	RE-RELAY	 NORMALLY OPEN SWITCH CLOSED WHEN ACTUATED
AMP-AMPERE	S.U.-STEP UP	R.O.-ROLL OVER	
IMP-IMPULSE	SW-SWITCH	R-RIGHT	
L.-LEFT	POS. → POSITION		
			 NORMALLY CLOSED SWITCH OPEN WHEN ACTUATED
			 SWITCH CONTAINED WITHIN & CIRCLE INDICATES OPERATION BY A MOTOR CAM.
WIRE	COLOR	CODE	 MAKE & BREAK SWITCH
B-BLACK	G-GREEN	W-WHITE	
BLU-BLUE	O-ORANGE	Y-YELLOW	
BR-BROWN	R-RED		
EXAMPLE:- W-R INDICATES A WHITE WIRE WITH A RED TRACER			