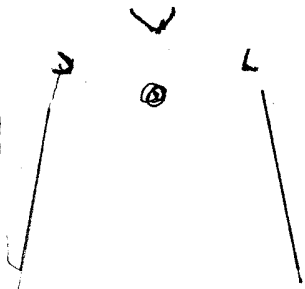



Turn jaw over
& line up with
drawing

Jaw Frame
Top View




Jaw Frame
Bottom View

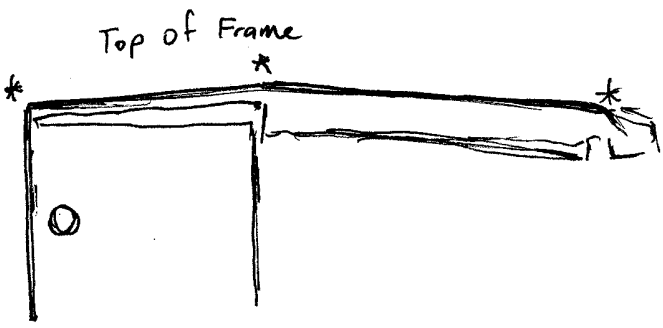



check angle
of the front
metal pieces &
make sure they
are not bent
out too far.

Place Jaw
down on paper
top side up &
line up with
drawing.



check the
angles
of the
sides &
bend accordingly.



Top of Frame

check the angles of the
top compared to vertical
portion of the frame.

Line up the drawing to
the frame in the game while
standing at the left of the
cabinet (Your left when viewing
game from the front.).